



Annual Report

2022



Contents

President's Report	01
Finance Report	02
CEO Report	03
Membership & Participation	06
Administration	07
Competitions Report	08
Competition Results	10
Events Report	13
Canberra Heat	17
OzSpike Junior Volleyball	19
Financial Statements	20

President's Report

I am pleased to present to you Volleyball ACT's Annual Report for the year 2022. It has been an exciting year for us, filled with many accomplishments and achievements.

Some of the highlights of the year was the win for the Mens Canberra Heat in the Australian Volleyball League, which brought great joy and pride to our community. We were thrilled to see our talented athletes perform at their best and bring home the trophy. They now take on the Best in Asia at the upcoming Asian championship in Bahrain in May, we wish them all the very best at this tournament as they represent the very best of Volleyball in the ACT.

Another significant achievement was the largest ever Good Neighbour tournament. This event showcased our commitment in promoting community engagement through sports. This event continues to be a major focus for VACT to continue to provide the best club tournament in the Country.

It was pleasing to see largest indoor team representation in VACT history, which speaks to the growing popularity of volleyball in our region. It was heartening to see so many young people and adults alike participate in this sport and enjoy the benefits it brings. This provides an amazing platform for the sports growth in Canberra.

Our indoor leagues continue to grow from juniors right through to the Capital Volleyball League, with competitions now played across several venues throughout the year.

In addition, we hosted the Australian beach volleyball tour, which was a significant milestone for us. This event attracted national attention and put Volleyball ACT on the map as a premier destination for beach volleyball. This is a great result after some significant investment in the facility over the last few years. The venue continues to be an amazing facility for our community.

Despite these successes, we are aware that our biggest challenge remains the development of a new indoor sporting facility. We recognize that this is crucial for the continued growth and development of volleyball in our community, and we will continue to work towards this with significant engagement with government and other stakeholders to press forward the need for new investment in community facilities for our city. I want to thank all the politicians who made time to meet with us and come see our sport up close, the message is very clear to them that the ACT needs better facilities for all in the community.

The Board of VACT have completed a mountain of work this year, with the implementation of national policies and frameworks. Along with the development and distribution of the VACT strategic plan which will guide our direction over the coming years. I want to thank the board for their commitment energy and enthusiasm over this last year.

I want to thank Graeme Budd who has served on the VACT Board for 10 years. As his tenure is ending, his commitment to both junior and school volleyball has been enormous and second to none. We have indeed be very fortunate to have Graeme's enthusiasm and expertise serve volleyball well over this time. Thank you Graeme, I look forward to seeing your continued success in Volleyball.

I also want to thank Nic Kaiser and his team for a very successful year delivering these amazing results and achievement for Volleyball in our community.

Special thanks to Peter McCurdy who retired at the end of 2022, his commitment to our sport and community is exemplary, we wish you well Peter, but I'm sure we will continue to see you around the courts.

We were very fortunate to welcome Erica Allen to Nic's team, and along with Dave Pease, the VACT office is in great shape to continue to grow and develop the sport we all love in the coming years. Thank you Dave, Erica and Nic.

Wishing you all Best in Volleyball

Tim Hubbard
President

Finance Report

The 2022 Audit was conducted by Hardwickes Partners, with the Volleyball ACT Financial Report prepared by Capital Advisory group accountants with assistance from the VACT office. Volleyball ACT trades on a calendar financial year.

2022 was again a very challenging a different year financially for the organisation, we were able to invest some previous finances into growing staffing level. This came with its own risk once the extended ACT Covid lockdown. We again had disrupted competitions and representative teams with both being impacted halfway through, throwing planned budgets and expenditures into chaos. At the operational level we were reliant on Covid funding provided by the ACT Government to ensure staffing levels and normal operations were delivered. While some major growth in team numbers and changes to business practices provided solid return on investments.

While the VACT Net position is healthy, the 5% loss in 2022 has impacted net cash position. With the completion of the Ablution Block facility expenses are expected to drop drastically for 2023.

Again, Volleyball ACT and the Lyneham Beach Facility have been supported by the ACT Government with important grants that are critical to our business.

Nic Kaiser *PLY*
Chief Executive Officer

Tim Hubbard
President

The 2020 Financial Report notes:

- Two major assets where added including:
 - A portable office for the Beach volleyball facility
 - Ablution Block
- We had a 30% reduction in liabilities and growth in Net Assets to \$896,970
- Volleyball ACT finished with a \$45,000 loss for the 2022 financial year
- All credits from the 2021 Covid affected seasons were acquitted during 2022
- Athlete and ACT state team costs ran at a loss
- Staffing cost accounted for 24% of expense, down from 25.5% in 2021
- ACT Government Grants for 2022 included:
 - \$10,000 Women's Leadership grant
 - Triennial operational funding
 - Performance funding program support for the Canberra Heat Men & Women

CEO Report

Athlete Achievement

2022 was an eventful year for Volleyball ACT athletes, our state team athletes started on the sands of the Murray River as part of the Australian Junior Volleyball Tour. The tour saw 5 teams compete across 3 events, including some wild weather in Manly. While for the younger athletes our biggest Youth Beach Volleyball Squad competed at the Australian Youth Beach Volleyball Championships in Coolangatta, April 2022. We had a number of teams perform admirably with special thanks to the volunteer coaches Marko Zarak, Greg Ophel, Allana Benson, Natasha Popple and Zoe Tregeagle who worked tirelessly to help the athletes train and perform in the lead up to the championship.

For our indoor athletes Volleyball Australia held a new event with a Junior volleyball championship for the u19 and u23 age groups, Volleyball ACT entered 4 teams with a 5th place from our u23 Women the highlight. For our younger age group team we were able to compete in the Australian Youth Volleyball Championship held in Bendigo, September 2022. ACT sent 9 teams with a travelling team of 100+ athletes, coaches referee and staff. Top performances went to the U15 & 16 boys and the u16 women, while Natasha Popple was awarded the ACT Coach of the tournament.

Internationally ACT was represented by James Weir who played in the Australian men's Indoor team at the 2022 VNL, and Nicolas Borgeaud who made his Australian debut at the 2022 Asian Championships.

Canberra Heat

What a year it was for our AVL teams, the women came within a whisker of making the top four and played some fantastic volleyball across the season, finishing as the best blocking team in the competition and an excellent win record at home. Some tight losses on the road meant the women finished out of the finals and appreciation goes to Head Coach Sue Jenkins, and assistants Kat Chen and Jenny Budd for an excellent year on and off the court.

For our Men's team the season was a rollercoaster, with the team winning the first game each weekend before dropping the second, with starting players rotating due to load management and personnel commitment the wider squad put in a fantastic performance to get the team into the AVL finals.

With the team finishing 4th during the season the semi final was always going to be tough and coming up against our major rival the Queensland Pirates the stakes couldn't be higher. A closely fought 5 set win took the team into the grand final where Canberra Heat prevailed over the Adelaide Storm to become the 2022 Australian Volleyball League Champions.

Without our 2022 partners we would not have been able to provide the AVL playing experience to many of our athletes and our 2022 success would not have been possible. Thank you to ACT Government support through the Performance Program funding, Austbroker Insurance our major partner, Green Room Futures our AVL and pathway partner, AVL gold members partners Cyber Capability, Data Co and DKD Consulting.

Participation

While participation numbers didn't grow as significantly as they did in 2021, it was pleasing to see a growth in junior members and beach volleyball participants. Our Open Leagues grew by 6 teams, while again CVL was well represented across all local clubs with Royals taking out their first premiership in the men's competition, while ANU took out an extremely hard fought victory in the Women's premier division. Belconnen Volleyball Club again took out the CVL club of the year. School Sport was again in action, and it was fantastic to see record numbers of school at the School Sport ACT events, the High School Beach Day, College Beach day and our inaugural Beach Pairs schools Cup event in November 2022.

In our Beach Volleyball Leagues, the October to December season had a fantastic turnout with 112 teams. With men women and mixed pairs and four a side social volleyball divisions. School events were again packed with large numbers of eager young athletes, our 2021 ACT school Beach event was again the largest ACT school sporting event with well over 400 students in attendance. While the college beach day had over 300 students participate. In the indoor space, we were able to hold the North and Southside zone events and finals day at Lyneham with only the ACT College Cup impacted by the ACT lockdown.

CEO Report

Beach Facility

Volleyball ACT's beach facility continued to evolve and upgrade, maintenance at the venue was undertaken on the sand to improve the playing conditions, while after a four year wait work on the Ablution block was finally completed. A huge thankyou to the team at Eveready Plumbing who took additional work then initially planned for. Building on from 2021 where we were able to engage with a number of local businesses to assist in running the ACT Beach series. It was again a successful year with Nectar Mortgages returning to sponsor the ACT Open and ACT Beach series, while Beach facility partners included Electrobots, Powerhouse Physio, Enhance Healthcare and Piiink.



Governance & Admin

In November 2022 we were able to recruit a fourth staff member with Erica Allen joining us in the Athlete and Competition Coordinator's role. The board and I believe this growth in capacity will enable us to deliver some specific outcomes in Athlete wellness, coach development and focus on building a talent ID program in 2023.

Other projects for 2023 include a new strategic plan, AVL super league, with capacity to facilitate competition growth with the introduction of a new indoor venue for the Autumn & Spring Open Leagues. Additional areas to keep an look out for include Winter Beach & Grass Volleyball events in the second half of 2023. We are also very excited to be helping host the Australian School Sport Volleyball Championships in June 2023.

Finally, a thank you to staff members David Pease & Peter McCurdy, who consistently delivered outcomes for members and the volleyball community. Thank you also to the VACT board, Volleyball ACT clubs and community for support, passion and some fantastic volleyball during the year.

Nic Kaiser *PLY*

Chief Executive Officer



Vision, Mission, Objectives

Our Vision

To be the leading state volleyball association in Australia.

Our Mission

To provide volleyball participants in the ACT with an engaging experience at all levels and in all forms of the sport by:

- Leading and developing players, coaches and officials.
- Building volleyball's sustainability and community profile.
- Attracting, satisfying and retaining more participants and partners.

Our Objectives

OBJECTIVE I

Strategically collaborate with Volleyball Australia and our members and partners.

OBJECTIVE II

Grow awareness, participation and new opportunities.

OBJECTIVE III

Achieve consistent national success on the court.

OBJECTIVE IV

Build community diversity.

OBJECTIVE V

Infuse integrity in every aspect and level of volleyball in the ACT.



Membership & Participation

Life Members

- Robert Foot (dec.)
- Gordon Duffus (dec.)
- David Flatt
- Graeme Cox
- Phil Borgeaud
- Sue Jenkins
- Victor Amsteins
- Dean Turner OAM
- Les Young
- Russel Borgeaud
- Jenny Budd
- Greg Ophel
- Ron Robertson
- Rachel Uren



LIFE MEMBER JENNY BUDD



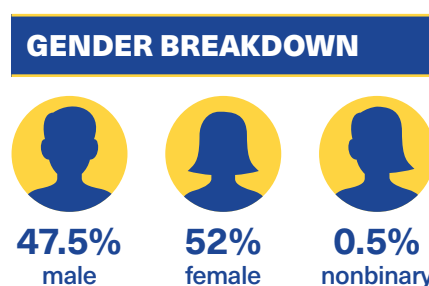
LIFE MEMBER GREG OPHEL



LIFE MEMBER RACHEL UREN

Memberships

MEMBERSHIP TYPE	FEMALES	MALES	TOTAL
Full Active	868	740	1608
Program Participants	620	595	1215
Event Participants	982	1043	2025
School Delivered Programs	400	400	800
School Managed Competitions	750	650	1400



Social Media followers



1912



862

Administration

Volleyball ACT Board

President	Tim Hubbard	1/1/2022- 31/12/2022
Vice President	Carmen Tregeagle	1/1/2022- 31/12/2022
Director	Graeme Budd	1/1/2022- 31/12/2022
Director	Tess Barbour	1/1/2022- 31/12/2022
Independent Director	Max Arthur	1/1/2022- 31/12/2022
Independent Director	Cynthia Anderson	
Independent Director	Ginny Wormwold	

Volleyball ACT Staff

Chief Executive Officer	Nic Kaiser	1/1/2022- 31/12/2022
Events & Logistics Manager	David Pease	1/1/2022- 31/12/2022
Competition & Club Engagement Coordinator	Peter McCurdy	1/1/2022- 22/12/2022
Athletes & Competitions Coordinator	Erica Allen	3/11/2022 – 31/12/2022
Court Supervisor	Victor Amsteins	1/1/2022 – 22/10/2022

Affiliated Clubs

ADFA Patriots	President – Riz Asuncion
ACT Dragons	President – Dean Turner
ANU Volleyball Club	President – Kimberley Vogel
Belconnen Volleyball Club	President – Sue Jenkins
Royals Volleyball Club	President – David Reeson
Canberra Rangers Volleyball Club	President – Marko Zarak
<i>*Previously Hornets Volleyball Club</i>	

Competitions Report

Capital Volleyball League

The 2022 Capital Volleyball League season started with 25 teams across the Premier and Reserve divisions fielded by clubs Belconnen (6 teams), AVA (2 teams), Royals (8 teams), ANU (5 teams) and UC Stars (4 teams).

The Men's Premier League was dominated by AVA and Belconnen during pool play followed by Royals and ANU respectively. In the playoffs we saw Royals find their groove to take down AVA in the semi-finals to book their spot in the finals. Royals met up with Belconnen in the grand finals (who beat ANU in the other semi-final match) and took the match in 5 sets, crowning Royals as the 2022 Premier Men's Champions.

The Men's Reserve League end of pool play saw a much closer spread between the teams with Belconnen leading the pack followed by Royals White, Royals Blue, ANU Azure and lastly Royals Black. In the semi-finals we saw Belconnen beat ANU and Royals Blue beat their counterpart Royals White to set the medal matchups. In the medal matches we saw ANU Azure (who had never beaten Royals white during the season) take the Bronze in 5 sets while Belconnen also took home the Gold in a 5-set match.

The Women's Premier League saw AVA leading the charge in pool play followed by Belconnen, ANU, UC Stars and Royals respectively. Unfortunately, AVA did not compete in the playoff matches. In the semi-final matches Belconnen takes the win against Royals and ANU takes down UC stars to face each other in the Gold. UC Stars win against Royals for Bronze and the in final ANU takes Belconnen down 3-1 to become the Premier Women's league champions.

The Women's Reserve league was the largest division (11 teams) and most competitive as each club (UC, ANU, Belconnen and Royals) had a team in the top 4 by the end of the season. Playoffs saw Belconnen Black meet ANU Sapphire in gold medal finals and Belconnen Green and UC Stars black meet for Bronze. Belconnen took both medals as Belconnen Green beat UC Stars Black for Bronze and Belconnen Green took the Gold against ANU Sapphire in a similar 3-0 fashion.

Open League

The 2022 Indoor Autumn Open and Recreational Leagues commenced in late March with 126 total team entries. There were 50 total team entries for the men's league, spread over division 1 (16 teams), division 2 (14 teams), division 3 (12 teams) and division 4 (8 teams). There were 55 total teams entered in the women's league, spread over division 1 (14 teams), division 2 (16 teams), division 3 (14 teams) and women's junior division (11 teams). There were 21 total teams entered in the Recreational League, including 9 teams in recreational division 1 and 12 teams for recreational division 2.

There was one small change for the Spring League, adding in an extra division for both men's and women's leagues. There were a total of 45 teams entered in the men's league, including 11 teams for division 1 to 4 and 4 teams for division 5. The women's league had 48 teams, 12 teams in division 1 and 2, 10 teams in division 3, 6 teams in division 4 and 8 teams in the youth division. Recreational League fielded 25 teams in both division 1 and 2. This led to a total of 118 team entries for the spring and rec season. A small decrease in overall numbers but a better spread of teams between divisions.

The final season standings for 2022 Indoor Autumn, Spring and Recreational Leagues are outlined on pages 16 and 17.



Competitions Report

Summer Beach League

JANUARY-MARCH

The 2022 Beach League held in January through to March held men's pairs, mixed pairs, women's pairs and a recently added mixed 4's.

The men's pairs had 19 total pairs, with 9 of them in division 1 and 10 in division 2.

The mixed pairs (also held on Monday nights) had 15 entries, with 9 pairs being in division 1 and 6 pairs in division 2.

The women's pairs had 17 pairs, with 5 teams in division 1, 5 in division 2 and 7 in division 3.

The mixed 4's league had 25 total teams entered. This included 5 teams in division 1, 12 teams in division 2 and 8 teams in division 3.

OCTOBER-DECEMBER

The 2022 Beach League held in October through to December featured men's pairs, mixed pairs, women's pairs and mixed 4's. The mixed pairs was shifted to Thursday nights to assist in the growth in this division. It was good to see extra divisions added to men's/women's, including a youth specific division. It is important to note the growth in the mixed 4's league and it seems that beach volleyball is growing in popularity as a recreational sport.

Men's pairs had 44 total entries, with 18 teams being division 1, 20 teams in division 2 and 6 teams for division 3. A very significant increase from men's pairs run earlier in the year.

Women's pairs had a total of 46 entries. Division 1 had 8 pairs, division 2 had 15, 10 pairs were in division 3 and 13 pairs were in the youth division (split across Monday and Tuesday night).

Mixed Pairs had a total of 27 pairs with 14 pairs in division 3, 9 in division 2 and 4 pairs in division 1.

Mixed 4's league had a total of 34 teams entered. Division 1 had 8 teams, division 2 had 9 teams, division 3 had 8 teams and division 4 had 9 teams.

Ezekiel Cureg



Competition Results

2022 Open League

AUTUMN

Men's League Results

DIVISION	GOLD MEDAL	SILVER MEDAL	BRONZE MEDAL
Division 1	UC Stars	Panthers	Canberra City
Division 2	ANU Inferno	Dragons Spyro	Belconnen Gold
Division 3	Dragons Drogon	Belconnen Green	Belconnen White
Division 4	Dragons Green	Dragons Viserion	Dragons Silver

Women's League Results

DIVISION	GOLD MEDAL	SILVER MEDAL	BRONZE MEDAL
Division 1	Green Dragon Stars	UC Stars	Misfits
Division 2	Dragons Mushu	ANU Flare	Dragons Falkor
Division 3	Dragons Haku	Merici Bronze	Royals Black
Division Junior	Belconnen Gold	Merici Y7 – Team 1	Merici Y7 – Team 3

Recreational League Results

DIVISION	GOLD MEDAL	SILVER MEDAL	BRONZE MEDAL
Division 1	Tie Me Up	Line Me Up	Bitter and Twisted
Division 2	Hobblehorse	Royals White	Royals Blue

SPRING

Men's League Results

DIVISION	GOLD MEDAL	SILVER MEDAL	BRONZE MEDAL
Division 1	Dragons UC Stars	Panthers	Belconnen Bandits
Division 2	Volley Vipers	Pilchards	ADFA Frigates
Division 3	CNVC	Belconnen Bobcats	Dragons Falkor
Division 4	ADFA Spartan	Royals White D4M	Dragons Puff
Division 5	Dragons Toothless	Dragons Hydra	Royals White

Competition Results

Women's League Results

DIVISION	GOLD MEDAL	SILVER MEDAL	BRONZE MEDAL
Division 1	Misfits 2.0	Vibes	Belconnen Green D1W
Division 2	Dragons Stormfly	ANU Flare	Royals White D2W
Division 3	Royals White D3W	Dragons Toothless	Royals Black D3W
Division 4	Royals Blue D4W	Belconnen Gold D4W	Belconnen Green D4W
Women's Youth	Merici Aqua	Royals Blue DYW	Royals White DYW

Recreational League Results

DIVISION	GOLD MEDAL	SILVER MEDAL	BRONZE MEDAL
Division 1	Tie Me Up	Flamingos	Jump Around
Division 2	Hobblehorse	Funky Cheddar	AUGH

2022 Summer Beach League

JANUARY-MARCH

Monday Results

DIVISION	GOLD MEDAL	SILVER MEDAL	BRONZE MEDAL
Men's Division 1	Middleton/Boyce	Tregeagle/Watson	Clayton/Richardson
Men's Division 2	O'Leary/Murphy	Wang/Ophel	Witherford/Edvardsson
Mixed Division 1	Zarak/Zarak	Watson/Durston	Boyce/Burdis
Mixed Division 2	Van der Lely/Van der Lely	Hargaeves/Naef	Inskip/Bell

Tuesday Results

DIVISION	GOLD MEDAL	SILVER MEDAL	BRONZE MEDAL
Women's Division 1	Zarak/Doan Herlihy	Singer/Al Abed	Tattersall/Archer
Women's Division 2	Uren/Benson	Parkins/Taylor	Quan/Quan
Women's Division 3	Spensberger/Ronzano and Bauer/Males*		Rose/Houssenloge

*Women's Division 3 League Lobster records Gold Medal Match as 0-0

Competition Results

Thursday Results

DIVISION	GOLD MEDAL	SILVER MEDAL	BRONZE MEDAL
Mixed Division 1	Pink Eyed Peas	Pancake at the Disco	Vertically Challenged
Mixed Division 2	Beach ACT	Sandi Neez	Queen Elizablock
Mixed Division 3	So Fresh! The Hits of Summer	Snapefruits	Butterfingers

OCTOBER-DECEMBER

Monday Results

DIVISION	GOLD MEDAL	SILVER MEDAL	BRONZE MEDAL
Men's Division 1	Beard/Tregeagle	Middleton/Turnbull	Currie/Currie
Men's Division 2	Kiwialo/Ruzario	Donoghue/O'Neil	Williams/Tyrrel
Men's Division 3	Smith/Keat Beh	Blackbourn-Rooney/Webb	No 3rd Place Match Played.
Women's Youth	Devic/McLachlan	Kasai/Khanthavongsa/Azevedo	No 3rd Place Match Played.

Tuesday Results

DIVISION	GOLD MEDAL	SILVER MEDAL	BRONZE MEDAL
Women's Division 1	Benson/Benson	Singer/Al Abed	Wilson/Limsiaco
Women's Division 2	Dahms/Blakey	Males/McInerny	Lear/Parkins
Women's Division 3	Casey/Barden	Schiavello/Ruta	Hudson/Cheung
Women's Youth	Salgado/Salgado	Dalziell/Buttriss/Busa	Stafanovic/Webb-Menzies/Tattersall

Wednesday Results

DIVISION	GOLD MEDAL	SILVER MEDAL	BRONZE MEDAL
Mixed 4's Division 1	Charlie Beard	Beach Benchies	Vertically Challenged
Mixed 4's Division 2	Sandi Neez	99 Problems	Scrambled Legs
Mixed 4's Division 3	BeachBabes	Lego Blocks	Big Dig Lovers
Mixed 4's Division 4	Delta	Houssenlogers	Rusty Seagulls

Thursday Results

DIVISION	GOLD MEDAL	SILVER MEDAL	BRONZE MEDAL
Mixed Pairs Division 1	Kramer/Burdis	Zarak/Zarak	Van der Lely/Van der Lely
Mixed Pairs Division 2	Moisescu/Hillier	Kiwialo/Freeman	Officer/Dawson
Mixed Pairs Division 3	Thomas/Thomas	Allister/Smith	Bourke/Conlon

Events Report

Following a few years of COVID impact, VACT returned to a relatively normal year of events and State Teams activity.

Touring Teams

During 2022/23 Volleyball ACT (VACT) sent away representative teams to the Australian Junior Volleyball Championships (AJVC) in Sydney, the Australian Youth Volleyball Championships (AYVC) in Bendigo, the Australian Junior Beach Volleyball Championship Series (AJVBC) and the Australian Youth Beach Volleyball Championships (AYBVC) in Coolangatta. Following on from last year, we continued to experience growth in our representative programme. A grand total of 203 team spots comprised of 147 individual athletes across all representative teams. Team performances were solid across all competitions. Not having any indoor teams in the previous two years due to COVID comparisons are difficult. Regardless, there were promising results obtained by ACT teams with definite room for improvement.



AYVC – BENDIGO

FINAL RESULTS	WINS	LOSES	SETS FOR	SETS AGAINST	FINAL PLACE
U14 Boys	0	10	2	28	6
U15 Boys	1	6	4	17	7
U15 Girls	1	7	3	21	8
U16 Boys	2	4	7	11	6
U16 Girls	2	4	6	12	6
U17 Boys	2	6	6	18	8
U17 Girls	1	7	6	18	8
U18 Boys	1	7	4	20	8
U18 Girls	1	6	4	17	7
TOTALS	11	57	42	162	
PERCENTAGES	16%		21%	AVERAGE	7.1

Events Report

AJVC – SYDNEY

FINAL RESULTS	WINS	LOSES	SETS FOR	SETS AGAINST	FINAL PLACE
U19 Men	1	4	4	12	8
U19 Women	2	4	8	14	8
U23 Men	2	4	9	14	6
U23 Women	2	3	7	11	4
TOTALS	7	15	28	51	
PERCENTAGES	32%		35%	AVERAGE	6.5

However, for the beach programme, it is possible to compare to last year's performances as per the below. With the total squad size about the same for the two years there was a slight increase in the average placing (highest placing was 5th), an 8.3% increase in total wins and an 11.42% increase in the average ranking percentile.

YEAR	AVG. PLACING	TOTAL GAMES PLAYED	WIN %	RANK %ILE
2022	14.47	141	30.5%	24.38%
2023	14.16	147	38.8%	35.80%

These improvements are credited to the success of the Beach Programme as well the ability to retain athletes in the representative system. Based on the trends exhibited it is hoped that over the next few years ACT teams will, on average, finish in at least the top half of their divisions.

Logistics across all competitions was also successful with arrangements replicated into the 23/24 FY.

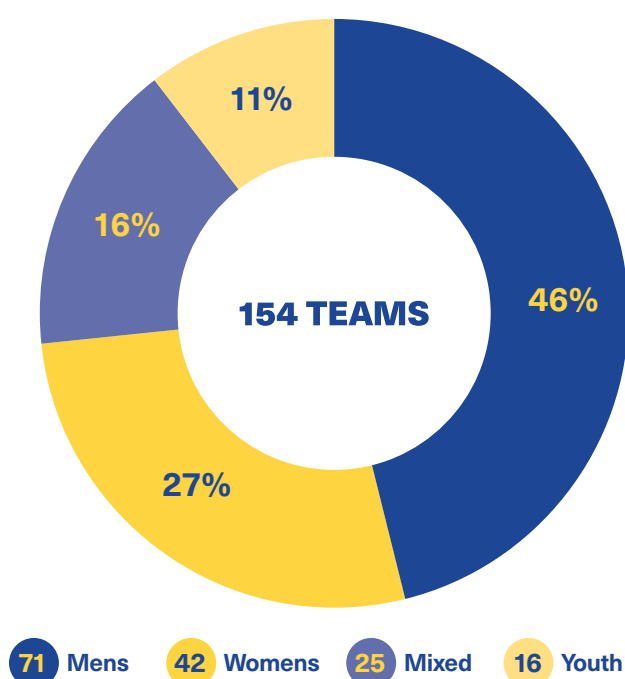


Events Report

Local Events

GOOD NEIGHBOUR

The 57th occurrence of the tournament was undertaken over the weekend of the 26th and 27th of November 2021. Following the impacted COVID years, this edition of Good Neighbour returned with a bang almost reaching record entries to the competition as seen in the following breakdown:



This was an increase of 20 teams from last years event. The great majority of teams are still from outside of the ACT so with a push locally for next year it is hoped that the 200 team level may be achieved. This year also saw the return of the AIS as a central competition venue along with the Lyneham Hockey Centre, the National Netball Centre and the ANU. A new venue was also brought on with use of Harrison School. The competition was successfully run with a positive response from all involved.



Events Report

BEACH EVENTS

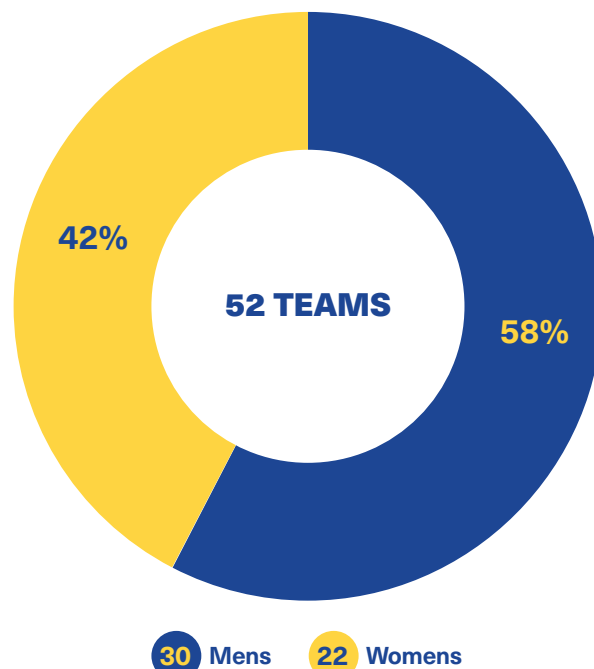
Year 2 of the ACT Beach Series was again highly successful. After running 8 events in the 2021/22 season it was felt that a reduction in the number of events was warranted. Therefore for 2022/23 a total of 6 events were run (5 series events and the ACT Open). This decision proved to be beneficial as there was an overall increase in participation for each of the events. In total we had 256 unique individual athletes participate in at least one of the events. This was an increase from the 229 in the 21/22 season and was almost entirely due to an increase in women's numbers.

Competitive opportunities were provided for division 1 and division 2 level players for both men and women at each of the events. These events were also sanctioned by Volleyball Australia as 3-star events for division 1, and 2 star events for division 2. They were therefore an attractive option for many teams from outside of the ACT as an opportunity to gain valuable ranking points. Another difference to last season was the introduction of a two day event for one of the five regular season events. It was hoped that there would be a significant increase in attendance at this event. However, due to a necessary change in the date of the event, due to late awarding of one of the ABVT events to Canberra, there were scheduling conflicts with other events in NSW which limited the attendance at the ACT event. If such scheduling conflicts can be avoided in 23/24 it is hoped that a larger such event will prove to be the success that was hoped for this year.

The feedback from participants was overwhelmingly positive regarding the venue, atmosphere, organisation, and level of competition.

With the extensive use of the food truck and the long awaited implementation of the toilet block, it is hoped that the ACT Beach Series will continue to develop and attract athletes from not only the ACT but interstate as well. This is particularly the case for the ACT Open which actually did see a slight decrease in the number of entries with only 26 mens pairs and 22 womens. This was down from 30 mens and 22 womens in 21/22. While this was partially due to a decrease in entries from the AVA group, an expanded effort to attract interstate teams for 23/24 would be beneficial.

ACT Open Team Entries



Canberra Heat

2022 Canberra Heat Men

2022 was a huge year for the Canberra Heat men winning gold in the Australian Volleyball League (AVL) and Good Neighbour tournament.

The Canberra Heat had an inconsistent start to the season splitting victories in Queensland before again at home against Western Australia and again versus the Tasmanian Echidnas before losing two close games in South Australia against the Storm.

From here finals was not assured, but the players set ourselves a target of winning all our remaining six matches, four round games, 2 against Victoria, in Victoria and 2 at home against New South Wales, plus two finals matches.

In the finals we had two 5 set victories, the finals in Queensland; firstly, against the defending champions the Queensland Pirates and the Grand Final against a very good South Australian Storm. A big thank you Michael Watson who was assistant coach, manager as well as a player, Les Young for his assistance throughout the year, which included coaching an away round, and Russ Borgeaud and Nic Kaiser for their assistance during the finals campaign.

There were many strong performances during the season with a different team playing in every round, with the players gaining confidence in their own abilities and belief that we could win this season. There were many strong contributions with several players new to this level of competition, in a season that was not straight forward as we qualified 4th after the round stages. Congratulations to Sam Walker who was named the Canberra Heat men's MVP!

Good Neighbour is a brilliant tournament that we love competing in every year. This year we were good enough to win, playing at a strong standard. As this tournament was the week before AVL, the players were very focussed, and played very well securing another Good Neighbour gold medal.

Ben Hardy
Canberra Heat Men



Canberra Heat

2022 Canberra Heat Women

After a two-year COVID hiatus, the team was very keen to play.

The aspiration: to build on the finals appearances of 2018 (Bronze Medal) and 2019 (4th place) and bring home another medal.

The reality: in what was an extremely competitive season, where the finals make up was decided in the 5th set of the last match of the last round (Qld v Vic), we fell agonisingly short and did not have the opportunity to contest the finals. Result aside, there were many positives to take from the season. These included an impressive performance build in the run home and finishing as the best blocking side in the competition, and by a considerable margin.

We got off to a rather shaky start, the inexperience of the team being exposed in the first round against eventual Gold Medallists Qld Pirates. Half of our young and talented team got their first ever taste of AVL volleyball. Our consistency and composure were certainly tested under the pressure of the power spiking and accurate serving of the Pirates who also enjoyed the support of a vocal home crowd.

Bouncing back, in the very next game, we produced a fighting come from behind 5 set victory over Silver Medallists WA Steel with an outstanding team blocking performance (19 for the match). We couldn't repeat the dose in the Sunday match which typified the early part of our season, inconsistent! We could certainly play at level with the better teams but struggled to maintain form over the course of a match/weekend. Two solid victories over Tasmania Echidnas saw the team playing with greater confidence and connection which started a performance build that saw the team really grow in the second half of the season.

Controlled aggression in attack and a calmer, more confident defence enabled some great play in matches against SA Storm and the Vic Vipers but unfortunately did not result in a win. A tough 5 set loss to Storm and really pushing Vipers, taking a set (Vipers had only lost 1 set to this point) saw us battle hardened for the all-important last round against NSW Phoenix, where places in the finals were at stake. We played with great spirit to comfortably defeat NSW in both matches and then sat glued to the live stream to see the end of the Vipers v Pirates match, which would decide the final four – unfortunately not us! Many players improved markedly over the course of the campaign, as did team play in general, and there is lots to be positive about, but we were extremely disappointed not to have made the finals.

I would like to acknowledge and thank co-coaches Jenny Budd and Kat Chen for their tireless efforts and support throughout the campaign. Special mention to Hugh Nguyen for statistical support. Thanks also to VACT staff for all the organisation and coordination and to the ACT Government and sponsors for their much-appreciated support.

A huge thanks to all the players for their efforts and commitment over the season. Special thanks to the 'host parents' (Durstons, Vogel's and Wardleworth's) for their amazing hospitality in Brisbane and Adelaide – great food, company and entertaining areas!

Team

Georgia Niedermeier (C), Leila Basic, Jaiha Birkett, Jamie Clayden, Courtney Durston, Chloe Durston, Cassie Dodd, Wendy Edwards, Kasey Hogan, Brielle Kettleton, Holly Mallet, Ela Milne, Kacey McEwan, Annie Reeson, Ella Schabert, Kim Vogel, Lil Wardleworth, Tyla Hardy (DNP injured), Holly Uren (DNP injured). Coaches: Sue Jenkins, Jenny Budd, Kat Chen.

MVP

Joint recipients: Holly Mallet and Jaiha Birkett

Sue Jenkins

Canberra Heat Women



OzSpike Junior Volleyball

The disruptions due to COVID-19 continued into Term 1 of 2022 with most schools reluctant to have external providers back on school grounds. This impacted not only our weekly volleyball sessions to primary and secondary school students in Canberra but the restrictions on entering school grounds also resulted in more schools choosing teacher delivered sessions through the Sporting School program.

Thankfully this situation changed from Term 2 onwards and we were back coaching to over 200 students each week and filling every Sporting Schools request for Volleyball in the ACT reaching hundreds of new students.

Our coaches were athletes from the Australian Volleyball Academy and Canberra Heat and they made a wonderful impression on all the students as they coached them each week. It was a great thrill for all the students to have the opportunity to not only watch their coaches in action with the home rounds of the Australian Volleyball League but we were also able to have two mini exhibition matches. With the help of Volleyball Australia, we were also able to organise for about 50 students and their parents to watch the Australian Women's Volleyroos in camp at the AIS - a huge thrill for the kids!

It was great to again have the support of Volleyball ACT which enabled us to put on Junior Volleyball tournaments for all the children. We ran both indoor and beach volleyball tournaments at Lyneham with the help of athletes from the Australian Volleyball Academy, Canberra Heat and ACT Junior representative players who were coaches and referees on the day. Maribyrnong Primary were the eventual winners for 2022.





Annual Financial Report

Australian Capital Territory Volleyball
ABN 23 055 746 628

For the Year Ended
31 December 2022

STATEMENT OF PROFIT OR LOSS AND OTHER COMPREHENSIVE INCOME

ACT Volleyball Incorporated
for the year ended 31 December 2022

	Note	2022 \$s	2021 \$s
Revenue			
Competition and Tournament Fee Revenue		422,605	384,531
Athlete Contribution Revenue		277,564	74,435
Member Registration Revenue		77,716	63,702
Other Operating Revenue		41,836	41,444
Food Van Sales		4,684	
Total Revenue		824,405	564,112
Less: Cost of Sales			
ACT Team Expenses		281,528	59,295
Competition and Tournament Expenses		231,191	138,593
AVF Levies and Insurance Expenses		22,822	14,827
Covid-19 Refunds		1,091	49,669
Food Van Expenses		2,225	
Total Cost of Sales		538,857	262,384
GROSS PROFIT		285,548	301,728
Plus: Other Income			
Grant Revenue		80,319	95,602
Other Revenue		748	12
ACT Covid Business Grant		-	40,000
Total Other Income		81,067	135,614
Less: Operating Expenses			
Employee Benefits Expenses			
Salaries and Allowances		225,653	179,756
Superannuation		22,764	17,268
Leave Entitlements		6,216	(901)
Other Employee Benefits		8,837	-
Total Employee Benefits Expenses		263,470	196,123
Administration Expenses			
Information Technology and Communications		12,647	8,083
Accounting, Audit and Legal		14,856	16,273
Office Rent		4,814	6,228
Doubtful Debts Expense		(1,061)	325
Office Expenses		18,442	16,374
Bank Fees and Other Charges		1,165	1,188
Total Administration Expenses		50,863	48,471
Beach Facility Expenses			
Repairs and Maintenance		16,436	31,793
Project Expenses		3,862	4,981
Utilities		4,115	2,968
Total Beach Facility Expenses		24,413	39,742
Total Operating Expenses		338,746	284,336
OPERATING PROFIT/LOSS		27,869	153,006
Non-Operating Expenses			
Depreciation Expenses	2	72,451	73,507
Interest Expenses		149	157
Total Non-Operating Expenses		72,600	73,664
NET PROFIT/LOSS		(44,731)	79,342

The above statement should be read in conjunction with the accompanying notes. There may be minor rounding differences above.

STATEMENT OF FINANCIAL POSITION

ACT Volleyball Incorporated
as at 31 December 2022

	Note	2022 \$s	2021 \$s
ASSETS			
Cash on Hand and at Bank			
Cash at Bank		190,175	227,382
Total Cash on Hand and at Bank		190,175	227,382
Current Assets			
Accounts Receivable		13,794	2,775
Less: Provision for Doubtful Debts		-	-
Prepayments		4,103	6,297
Deposits		20,000	20,000
Total Current Assets		228,072	29,072
Fixed Assets			
Property, Plant and Equipment at Cost	2	1,012,570	1,012,570
Less: Accumulated Depreciation	2	(517,495)	(445,044)
Work in Progress – Capital Grant		207,581	137,339
Total Fixed Assets		702,656	704,865
TOTAL ASSETS		930,728	961,319
LIABILITIES			
Current Liabilities			
Statutory Payables		41,240	11,358
Supplier Payables		11,439	27,126
Credit Card Payable		19	2,033
Superannuation Payable		6,235	9,980
Income in Advance – Grants		-	-
Beach Facility Loan – Current		660	660
Employee Leave Entitlements - Current		16,345	11,068
Total Current Liabilities		75,938	62,225
Long-Term Liabilities			
Beach Facility Loan – Non-Current		1,334	1,845
Employee Leave Entitlements – Non-Current		1,218	279
Total Long-Term Liabilities		2,552	2,124
TOTAL LIABILITIES		78,490	64,349
NET ASSETS		852,239	896,970
EQUITY			
Retained Surpluses		852,239	896,970
TOTAL EQUITY		852,239	896,970

The above statement should be read in conjunction with the accompanying notes. There may be minor rounding differences above.

STATEMENT OF CHANGES IN EQUITY

ACT Volleyball Incorporated
for the year ended 31 December 2022

	Note	2022 \$s	2021 \$s
EQUITY			
Opening Equity Balance @ 1 January:			
Retained Surpluses		896,970	817,628
Plus: Current Year Net Profit / (Loss)		(44,731)	79,342
Closing Equity Balance @ 31 December		852,239	896,970

The above statement should be read in conjunction with the accompanying notes. There may be minor rounding differences above.

STATEMENT OF CASH FLOWS

ACT Volleyball Incorporated
for the year ended 31 December 2022

	Note	2022 \$s	2021 \$s
Cash Flows from Operating Activities			
Receipts from Activities		893,704	611,758
Payments to Suppliers		(860,905)	(547,089)
Interest Received		322	12
Other Cash Received		425	40,000
Total Cash Flows from Operating Activities		33,546	104,681
Cash Flows from Investing Activities			
Other cash items from investing activities		(70,242)	(98,228)
Total Cash Flows from Investing Activities		(70,242)	(98,228)
Cash Flows from Financing Activities			
Repayment of Loans		(511)	(501)
Total Cash Flows from Financing Activities		(511)	(501)
NET CASH FLOWS		(37,207)	5,952
Cash Balances			
Cash and cash equivalents at beginning of period		227,382	221,430
Cash and cash equivalents at end of period		190,175	227,382
Net change in cash for period		(37,207)	5,952

The above statement should be read in conjunction with the accompanying notes. There may be minor rounding differences above.

NOTES TO THE FINANCIAL STATEMENTS

1. Statement of Significant Policies

This financial report has been prepared on the basis that the association is not a reporting entity because there are no users dependent on general purpose financial reports. This financial report is therefore a special purpose financial report that has been prepared in order to satisfy the financial reporting requirements of the Association Incorporation Act (ACT) 1991 of the ACT and to meet the needs of the Committee and members.

The financial report has been prepared in accordance with the Association Incorporation Act (ACT), the basis of accounting specified by all Australian Accounting Standards and Interpretations, and the disclosure requirements of Accounting Standards AASB 101 : Presentation of Financial Statements , AASB 108 : Accounting Policies, Changes in Accounting Estimates and Errors , AASB 1031 : Materiality and AASB 1054 : Australian Additional Disclosures .
AASB 1054.9A.

The association has concluded that the requirements set out in AASB 10 and AASB 128 are not applicable as the initial assessment on its interests in other entities indicated that it does not have any subsidiaries, associates or joint ventures. Hence, the financial statements comply with all the recognition and measurement requirements in Australian Accounting Standards.

This financial report has been prepared in accordance with the significant accounting policies disclosed below, which the Committee has determined are appropriate to meet the needs of Volleyball ACT and members. Such accounting policies are consistent with the previous period unless otherwise stated.

This financial report has been prepared on an accruals basis and is based on historical costs unless otherwise stated in the notes and does not take into account changing money values or, except where specifically stated, current valuations of non-current assets. The accounting policies that have been adopted in the preparation of this report are as follows:

1.1. Fixed Assets – Property, Plant and Equipment

Property, plant and equipment assets are carried at cost (being the initial purchase or development price of the asset) less, where applicable, any subsequent and accumulated depreciation.

Depreciation is calculated on a straight line or diminishing value basis over the estimated useful life of property, plant and equipment. The depreciation method and useful life of assets is reviewed regularly to ensure they are still appropriate.

Increases in the carrying amount arising from revaluation of property, plant and equipment are credited to a revaluation reserve in equity. Decreases that offset previous increases of the same asset are charged against fair value reserves directly in equity. All other decreases are charged to the profit and loss.

1.2. Employee Benefits

Provision is made for the association's liability for employee benefits arising from services rendered by employees to balance date. Employee benefits have been measured at the amounts expected to be paid when the liability is settled.

1.3. Cash on Hand and at Bank

Cash and cash equivalents includes cash on hand, demand deposits held at call with banks, other short-term highly liquid investments with original maturities of three months or less and bank overdrafts.

1.4. Trade and Other Receivables

Trade receivables and other receivables are recognised at the nominal transaction value, without taking into account the time value of money, less any provision for impairment. Trade receivables are based on normal credit terms and do not bear interest.

1.5. Supplier and Other Payables

Trade creditors and other payables are recognised at the nominal transaction value without taking into account the time value of money. Accounts payable are obligations on the basis of normal credit terms and do not bear interest.

1.6. Revenue and Other Income

Revenue is measured at the value of the consideration received or receivable after taking into account any trade discounts and volume rebates allowed. For this purpose, deferred consideration is not discounted to present values when recognising revenue.

When the association receives operating grant revenue, it assesses whether the contract is enforceable and has sufficiently specific performance obligations in accordance with AASB 15.

When both these conditions are satisfied, the association:

- identifies each performance obligation relating to the grant - recognises a contract liability for its obligations under the agreement;
- recognises revenue as it satisfies its performance obligations.

Where the contract is not enforceable or does not have sufficiently specific performance obligations, the association:

- recognises the asset received in accordance with the recognition requirements of other applicable accounting standards (eg, AASB 9, AASB 16, AASB 116 and AASB 138);
- recognises related amounts (being contributions by owners, lease liability, financial instruments, provisions, revenue or contract liability arising from a contract with a customer); and
- recognises income immediately in profit or loss as the difference between the initial carrying amount of the asset and the related amount.

If a contract liability is recognised as a related amount above, the association recognises income in profit or loss when or as it satisfies its obligations under the contract.

Sales revenue is recognised at the point of sale. Amounts disclosed are net of returns and discounts. Other revenue and income is recognised when it is received or when the right to receive payment is established.

All income is stated net of the amount of goods and services tax (GST).

1.7. Goods and Services Tax (GST)

Revenues, expenses and assets are recognised net of the amount of GST, except where the amount of GST incurred is not recoverable from the Australian Tax Office. In these circumstances the GST is recognised as part of the cost of acquisition of the asset or as part of the expense.

Receivables and payables are stated inclusive of the amount of GST receivable or payable. The net amount of GST recoverable from, or payable to, the ATO is included with other receivables or payables in the balance sheet.

1.8. Income Tax

The Association is exempt for income tax under Division 50 of the Income Tax Assessment Act 1997.

2. Fixed Assets

2022	Beach Facility & Equipment	Indoor Equipment	Office Furniture & Equipment	Total
Opening Gross Value at Cost	1,002,158	3,000	7,412	1,012,570
Plus: Purchases	0	0	0	0
Plus: Revaluations	0	0	0	0
Less: Disposals	0	0	0	0
Closing Gross Value				
Opening Accumulated Depreciation	436,319	2,978	5,747	445,044
Plus: Current Year Depreciation Expense	71,660	22	769	72,451
Less: Disposals	0	0	0	0
Closing Accumulated Depreciation	507,979	3,000	6,515	517,495
Closing Net Book Value	494,179	0	897	495,076

There may be minor rounding differences above.

2021	Beach Facility & Equipment	Indoor Equipment	Office Furniture & Equipment	Total
Opening Gross Value at Cost	980,168	3,000	5,513	988,681
Plus: Purchases	21,990	0	1,899	23,889
Plus: Revaluations	0	0	0	0
Less: Disposals	0	0	0	0
Closing Gross Value	1,002,158	3,000	7,412	1,012,570
Opening Accumulated Depreciation	363,921	2,693	4,924	371,538
Plus: Current Year Depreciation Expense	72,398	286	823	73,507
Less: Disposals	0	0	0	0
Closing Accumulated Depreciation	436,319	2,978	5,747	445,044
Closing Net Book Value	565,839	22	1,665	567,526

There may be minor rounding differences above.

STATEMENT BY MEMBERS OF THE COMMITTEE

ACT Volleyball Incorporated
for the year ended 31 December 2022

The Committee has determined that the association is not a reporting entity and that this special purpose financial report should be prepared in accordance with the accounting policies outlined in Note 1 to the financial statements.

In the opinion of the Committee this financial report:

1. Presents a true and fair view of the financial position of ACT Volleyball Incorporated as at 31 December 2022 and its performance for the 12 months ended on that date in accordance with the accounting policies described in Note 1 to the financial statements; and
2. At the date of this statement, there are reasonable grounds to believe that ACT Volleyball Incorporated will be able to pay its debts as and when they become due and payable.

This statement is made in accordance with a resolution of the Committee and is signed for and on behalf of the Committee by:

President:



Director :



Dated:

9/5/23

Our Sponsors

Special thanks to our sponsors for their support.





VOLLEYBALL ACT

Lyneham Hockey Centre
Riggall Place Lyneham ACT 2602

PO Box 1186 Dickson ACT 2602

(02) 6100 6418
ceo@volleyballact.com.au
www.volleyballact.com.au