



Annual Report 2020



Contents

President's Report	04
Finance Report	06
CEO Report	07
Vision, Mission, Objectives	08
Membership & Participation	09
Administration	11
Referees Commission Report	12
Competition Report	13
Events Overview	15
Competition Results	16
Junior Beach Championships	17
Financial Statements	19
Appendices	29

President's Report

Wow, what a year.

2020 was challenging on every possible level for our community.

After a promising start with record number of entries across our competitions and the exciting launch of our newest affiliate club (Royals) we took an early and necessary step in line with the public health guidelines to stop all volleyball activities.

Through the dedicated work of our office team and with the support of the government programs we were able to keep the lights on and prepare as best as we could for rapid resumption. The shape of the return was unknown, we were managing number restrictions in locations, changing playing rules and guidelines to allow for the sport to be played...and trying to focus on how to allow the participation to continue in our sport that has 'bringing people together' as one of its core functions. We were able to weather the storms as best as we could. A lot of patience and tolerance from everyone helped achieve this. As with any stressful situation, tempers can occasionally flare, and we had our fair share of that. At the heart of this was a recognisable genuine will to do the best we could in the safest possible way.

Our dedicated office team of Adam Castle and Christine Gates took very deliberate action and personal sacrifice to stay with the organisation and keep it running through the lockdowns. The board extends a particular point of gratitude to each of them.

Now both having moved on from our organisation, I think we can expect to see them back playing in our rec leagues sometime soon.

Our financial performance of course was impacted by the activity changes through the lockdown.

Pleasingly, our revenue drop was not matched by the same bottom-line change and reflects the positive leverage of our business.

The board has long held a policy that our junior programs (AJVBC and AJC) are a budget neutral function – we do not aim to make money from our juniors attending championships, we consider it an investment. This approach helped in a year with no championships as we were not reliant on the revenue from juniors to be income.

Our fixed costs around our beach facility continued and we do thank ACT Hockey for the work in supporting us to be able to resume our indoor competitions.

Once our competitions were able to start, we saw our community flocking back to volleyball. Even with the restrictions on numbers attending, we had some great volleyball from the very start.

I would like to thank the volunteers working as 'covid-ulators' to help manage headcount into the facility. In particular I note the contribution of Liz Mallet and Carmen Tregeagle from our board on an ongoing basis to try and maintain our adherence to quite complex and frequently changing rules. Again, this wasn't easy on anyone and required new ways to operate – waiting under gas heaters in winter to get into a volleyball game was a definite memory point. Lots of good humour helped and there was plenty of serious AND funny suggestions made to improve the situation on a week-by-week basis.

Thanks to some really great suggestions from our members and clubs, we were able to adjust competitions where needed.

The move of the CVL to a different court format has allowed the creation of a show court event which is of benefit to our players and our spectators alike. Our finals day, was a very engaging and entertaining day. Managing numbers prevented any major ceremonies, but we were able to welcome **Dean Turner (2019)** and **Russ Borgeaud (2020)** and **Les Young (2020)** as life members and recognise our Coach of the Year for his outstanding effort with Royals. Congratulations **Luiz Raez**. We also recognised our Junior Coach of the year, **Allana Benson**, Referee of the Year, **Keryn Gabriel** and Junior Referee of the Year, **Lena Smythe**.

President's Report

Most enjoyably, we were also able to watch some top-quality volleyball across the finals.

We took an early view to “hope for the best” and started the preparation for Good Neighbour. We were fortunate to be able to actually hold the event and saw some really fantastic volleyball and a very positive community engagement.

Without access to the locked down facilities at the AIS, we were forced to improvise other court solutions that worked well. It highlighted the ongoing and well publicised need that we have in Canberra for more access to indoor facilities and more facilities.

An informal view, without any hard data suggests that our 55th Good Neighbour, with over 110 teams participating was likely the largest team sport event in Australia in 2020. Something this community can be very proud of.

2021 brings many new challenges as we manage again through our community safety priorities. Your board continues to strive for our sustainable growth and improvement, we already have enacted our staff expansion with some new and some familiar faces now present. We continue to focus on

“.... more people, more volleyball and more often”.

This year we will see an increased focus on developing, supporting, and recognising our coaches.

Thank you to each and every one of you for the continued dedication to our community. See you on (or near) the court.

Dan Williams

President

Volleyball ACT



Finance Report

Volleyball ACT's Financial Report for the year of 2020 was prepared by the VACT office and partner Salter & Associates. The audit was completed by Hardwickes Partners.

2020 was a challenging year for the financial position of the association with some notable differences to previous years. With the global pandemic disrupting competitions and representative teams along with operational matters, this presents us with both opportunities and challenges. At an operational level we were reliant on Job Keeper payments and COVID funding provided by the ACT government to ensure staffing levels and normal operations were delivered in 2020. At the Board level considerable time was spent considering our long term financial and investment strategy for the association.

The 2020 Financial Report notes

- Total Revenue decreased from \$430,485 to \$299,500 due to the impact of the COVID pandemic
- Gross Profit increased from \$121,000 to \$136,000 representing an increase of \$15,000
- Operating Profit (prior to depreciation expenses) increased to \$58,000, mostly due to Job Keeper payments and ACT Government relief funding provided
- After the Lyneham Beach Facility depreciation, the association achieved an end of year Net Loss of -\$17,000, a solid return from the -\$60,000 result of 2019
- ACT Government Grant of \$63,000 for an Ablution block was received in September of 2020
- ACT Government COVID Relief funding of \$22,000 and Job keeper payments totalling \$39,000 were received during the financial year.

VACT has done extremely well to maintain operating costs during a difficult year without receiving the predicted levels of revenue. The indoor and AVL representative programs not running equalled a significant drop in expected income, however the subsequent loss of the expenditure ensured that the financial impact was quite small. This is a credit to the VACT representative policy which aims to deliver state and AVL program at cost or running on a small loss rather than making a profit from representative athletes.

Again, Volleyball ACT, Canberra Heat and the Lyneham Beach Facility have been supported by the ACT Government with important grants that are critical to our business.

Volleyball ACT closed the 2020 calendar year with a cash position of \$221,430 and a net asset position of \$915,900.

CEO Report

Although I did not start working as the CEO of Volleyball ACT until February 2021, I will use this report to reflect on the achievements and progress made by the association in 2021 and touch on the future ahead.

2020 was a year like no one expected, some great beach events, planning for some exciting indoor volleyball followed by an international pandemic, lockdown where we were all unsure when Volleyball would be back. Finishing up with some great CVL and Spring indoor action, a restricted but still enjoyable Good Neighbour and a stepping down of the previous CEO.

We have continued to build positive and productive relationships with key partners including Volleyball Australia (VA) and ACT Government (Active Canberra). I take this opportunity to thank the Active Canberra team for their essential support of our sport operations, national league teams and of course the Lyneham Beach Facility. We thank the ACT Government for supporting the upgrade to the Lyneham Beach Facility where we had an Ablution block approve for the site.

2020 started with the continuation of our Beach Volleyball seasons, followed by ACT representation at the Australian Junior Beach Championships where we had some mixed success. The state beach team was the only representative program that competed for 2020. Thanks goes out to the coaches involved, especially Liz Burdis who also acted as the Head of Delegation for the event. The Athletes had a positive learning experience, and I am sure we will see our state beach program improve.

In what was a potentially a non-playing year VACT was able to keep engaged with athletes and coaches during lockdown through a number of online education sessions. It was great to see these well attended and as a way for everyone to get a volleyball fit during a tough period. Once the lockdown was lifted VACT was fortunate enough to be able to run a CVL season and Spring Re, Open League. Thanks goes to those board members who acted as COVID marshals to ensure we met the government guidelines and could participate in sport in a time where other states did not have access to sporting opportunities.

In December, we farewelled Adam Castle. On behalf of the VACT members we extend our sincere thanks to him for his leadership and service to Volleyball ACT over the past 4 years. Speaking to the local community and board members it is clear that Adam did a great job leading the organisation during his tenure and he will be greatly missed from our local Volleyball community.

As we reflect on the trying year that was 2020 and shift our focus to 2021, we will strive to apply what we have learnt and consider how we can better lead the sport forward for the benefit of all members.

In 2021, we will be seeking to build community and club engagement within our activities, increase competition formats and opportunities both indoor and on the beach.

Aim to progress our commercial diversity and social activity through the Lyneham Beach Facility, modernise our business and most importantly provide a great Volleyball experience for all our members whether they be social or elite.

Thank you to all club committees for their hard work behind the scenes to get teams, players, and officials to games each week, especially when having to balance COVID requirements and adhering to Government guideline. To all local schools for their promotion of volleyball programs and facilities and support of our athletes across the year. 2020 was a huge year filled with difficult circumstances for the organisation and all our partners, friends, supporters and most importantly the athletes we service. The growth and development along with athlete achievements and community involvement is a credit to everyone involved in such an overlay stressful and trying year.

I look forward to working closely with you to achieve success for our sport on and off the court in 2021.

Nic Kaiser
Chief Executive Officer

Vision, Mission, Objectives

Our Vision

To be the leading state volleyball association in Australia.

Our Mission

To provide volleyball participants in the ACT with an engaging experience at all levels and in all forms of the sport by:

- Leading and developing players, coaches and officials.
- Building volleyball's sustainability and community profile.
- Attracting, satisfying and retaining more participants and partners.

Our Objectives

OBJECTIVE I

Strategically collaborate with Volleyball Australia and our members and partners.

OBJECTIVE II

Grow awareness, participation and new opportunities.

OBJECTIVE III

Achieve consistent national success on the court.

OBJECTIVE IV

Build community diversity.

OBJECTIVE V

Infuse integrity in every aspect and level of volleyball in the ACT.



Membership & Participation

Life Members

- Robert Foot (dec.)
- Gordon Duffus (dec.)
- David Flatt
- Graeme Cox
- Phil Borgeaud
- Sue Jenkins
- Victor Amsteins
- Dean Turner OAM
- Les Young
- Russel Borgeaud

Memberships

MEMBERSHIP TYPE	MALES	FEMALES	TOTAL
Full active	474	490	964
Program participants	300	350	650
Event participants	481	481	962
School delivered programs	300	300	600
School managed competitions	400	400	800

Membership & Participation

Memberships

GENDER BREAKDOWN



51%

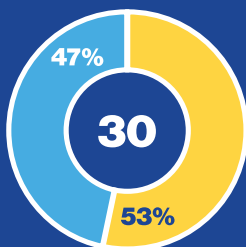


49%

ACT Open Beach

TEAM ENTRIES

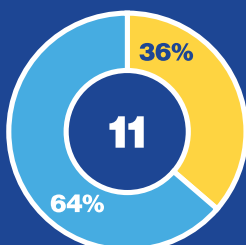
DIVISION 1 TEAMS



14 Mens

16 Womens

DIVISION 2 TEAMS

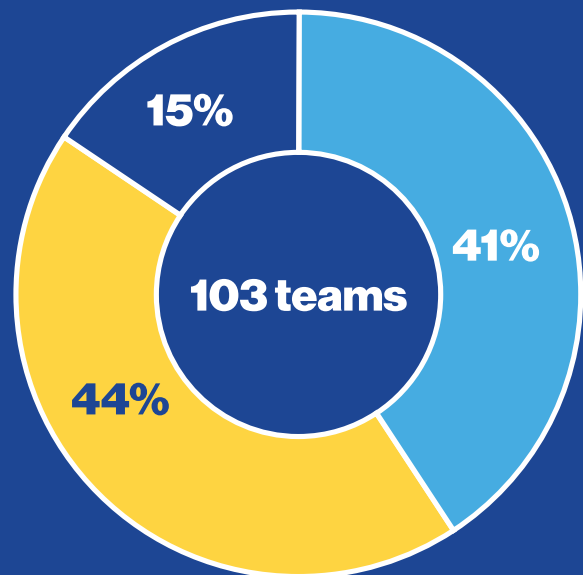


7 Mens

4 Womens

Good Neighbour

TEAM ENTRIES



16 Rec 42 Mens 45 Womens

Social Media

FOLLOWERS



1,286



226

Administration

VOLLEYBALL ACT BOARD OF DIRECTORS

President	Dan Williams	1/01/20 – 31/12/20
Director	Russell Borgeaud	01/01/20 – 31/12/20
Director	Jenny Barbour	01/01/20 – 23/06/20
Director	Carmen Tregeagle	23/06/20 – 31/12/20
Director	Graeme Budd	01/01/20 – 31/12/20
Director	Liz Mallet	01/01/20 – 31/12/20
Appointed Director	Cynthia Anderson	01/01/20 – 31/12/20
Appointed Director	Tim Hubbard	01/01/20 – 31/12/20

VOLLEYBALL ACT STAFF

Chief Executive Officer	Adam Castle	01/01/19 – 01/12/20
Competitions and Events Manager	Christine Gates	01/01/20- 31/12/20
Competitions Supervisor	Victor Amsteins	01/01/19 – 31/12/20
ACT Referees Commission Chair	Dean Turner OAM	01/01/20- 31/12/20

AFFILIATED CLUBS

ADFA VC President	Jace Stallard
ANU VC President	Oliver Clayton
Belconnen VC President	Sue Jenkins
Dragons VC President	Dean Turner OAM
Royals VC President	David Reeson



Referees

Commission Report

2020 was a turbulent year with a global pandemic raging competitions were delayed by months.

Reduced competition numbers and actual competitions meant that recent growth and progression of referee numbers slowed significantly. Fortunately, Volleyball ACT were able to retain the younger officials who had come through late in 2019 and with the closure of many states some old hands returned to Canberra.

The role of Referee Supervisor was implemented at the Capital Volleyball League providing some stability to competitions. Referees were constantly under review of their interactions with teams and expanding their experiences through sharing the experiences of more senior officials. Teams were able to approach the Referee Supervisor on the day to express concerns or provide feedback. This access will continue into 2021 and hopefully extend to Open A in the coming year. The Referee Supervisor provided enhanced presentation of the sport by monitoring the playing environment and pursuing any negative aspects through communication with teams or VACT staff.

All National opportunities were removed during 2020 slowing the progress of our developing referees. The positive is that we'll have a group of younger officials all at a level that will enable them to attend the National Youth Championships in 2021.

Dean Turner OAM

Referees Commission Chair

SENIOR REFEREE GROUP

Carla Hoorweg
Dean Turner
Keryn Gabriel
Michael Fitzpatrick
Natasha Popple
Phong Nguyen
Rita Hsu
Benjamin Vaughan
Peter McCurdy
Carmen Tregeagle (VACT)
Andrew Scotford

2020 JUNIOR REFEREE OF THE YEAR

Lena Smythe

2020 SENIOR REFEREE OF THE YEAR

Keryn Gabriel

Competition Report

Capital Volleyball League

In 2020 there were 24 teams who contested the Capital Volleyball League (CVL). Although the season started later than planned, we were pleased to see the competition run in 2020. Through the season teams were consistently pushing each other and improving week by week, raising the level of the competition yet again.

The Women's competition saw AVA take the title in a very closely fought final against ANU. Royals Volleyball Club claimed the Gold medal in the Reserve Division 1. In the men's competitions, Belconnen were awarded the gold medal in both the Premier and Reserve Division 1.



Open League

The Autumn Open League competition did not run in 2020 due to the COVID-19 lockdown and restrictions around sport participation and venue access.

In the Monday Night Spring Open League, we had teams across 3 divisions (Men's A, B and C) with a total of 34 teams. Dragons defeated Belconnen in a tough match to take out first place in Men's A, while Belconnen received the gold medal in Men's B. ANU defeated fellow rivals ANU to take out the Men's C title.



Meanwhile in the Tuesday Night Spring Open League, we welcomed 30 teams over 4 divisions (Women's A, B, C and Junior Women). Women's A champions were Belconnen, taking down Dragons Volleyball Club. In Women's B, Dragons took out the gold medal in a tough match against Royals. Women's C champions were Belconnen, while the Junior Women's champions were Royals.



Competition Report

Recreational League

In 2020 the Recreational League competitions were played on Tuesday and Thursday evenings. Despite the challenges of COVID-19, there were still 17 teams who participated in the recreational league for this season.

Unfortunately, the Autumn Recreational League competition was unable to proceed in 2020 due to the COVID-19 lockdown and restrictions around sport participation and venue access.

Beach League

Beach Volleyball numbers continued to grow during the year with an increase in participation in competitions held at the Lyneham Beach Sports Facility. The beach pairs competition saw 23 teams compete, while the beach fours competition saw 14 teams compete over the January to March period of 2020.

For the beach pairs Premier Men's division, Watson/Passier defeated Borgeaud/Borgeaud to take out the gold medal, while Beck/Linton-Smith defeated Exeter-Jones/Holt to take out the gold medal in Division 1 Men's. For the women's, the gold medal winners were Benson A/Herlihy, who defeated Zarak/Wilkinson. In the beach fours tournament, The High 5 took out the gold medal for Division 1/2, while Can You Dig It? won the title of Division 3 champions.



Events Overview

Good Neighbour Volleyball Tournament

25-26 NOVEMBER 2020

The 55th Good Neighbour Volleyball Tournament was held on Saturday 25 and Sunday 26 November 2020 across 6 venues (Lyneham Hockey Centre, Lyneham Netball Centre, and Australian National University, Lake Ginninderra College and Namadgi School), with 105 teams competing across 11 divisions.

For another year Good Neighbour retained its title as Australia's largest and longest running club volleyball tournament and was a massive highlight for all involved as it was the only tournament on the Australian volleyball calendar. VACT are extremely fortunate we were able to run the tournament and while we could only invite teams from ACT, NSW and QLD it was fantastic to see so many teams competing.

2020 was the 55th successive year of the Good Neighbour Tournament. Volleyball ACT looks forward to the tournament continuing to grow and delivering an event of the continuing high quality that it has become known for into the future. We are also looking forward to welcoming back international and interstate teams for the 56th tournament in 2021.



Competition Results

DIVISION	WINNERS	RUNNERS UP
2019/20 BEACH LEAGUE		
Premier Men's Jan – Mar Pairs	Watson/Passier	Borgeaud/Borgeaud
Women's Jan – Mar Pairs	Benson A/Herlihy	Zarak/Wilkinson
Division 1 Men's Jan-Mar Pairs	Beck/Linton-Smith	Exeter-Jones/Holt
Division 1/2 Jan-Mar Fours	The High 5	Belconnen
Division 3 Jan-Mar Fours	Can You Dig It?	Group Therapy
2020 CAPITAL VOLLEYBALL LEAGUE		
Premier Men	Belconnen	Royals
Premier Women	AVA	ANU
Reserve Men	Belconnen	Belconnen
Reserve Women	Royals	Belconnen
2020 SPRING OPEN LEAGUE		
Men's A	Dragons	Belconnen
Men's B	Belconnen	ADFA
Men's C	ANU	ANU
Women's A	Belconnen	Dragons
Women's B	Dragons	Royals
Women's C	Belconnen	Merici
Junior Women	Royals	Belconnen
2020 SPRING RECREATIONAL LEAGUE		
Tuesday Rec 1/2	Crinkle Cut	Soju!
Thursday Rec 1	5 Beers and 1 Cider	Dragons
Thursday Rec 2	Green Cheddar	99ers

Junior Beach Volleyball Championships

What an unusual time to be competing in a beach volleyball championship. Between 14th & 18th March 2020 the ACT sent 8 pairs to Coolangatta to compete in the Australian Junior Beach Volleyball Championships.

It was the most unusual championship I'd taken part in, as the world was shutting down, events were being cancelled, travel being restricted and new rules were applied. Four beach volleyball events were meant to take place back to back, and only the first two ran. We were very lucky to get to compete, and a big thank you to Volleyball Australia and their team for making it happen.

I also want to thank our wonderful group of athletes for taking it all on board, didn't let anything phase them and still got on with the job. Their understanding of what was truly an unusual situation, and the standout behaviour of the group should be commended.

Our top result for the tournament came from the U18 girls pairing of Holly Uren & Lucia Zarak who managed to get through the tournament with only one loss. Unfortunately that loss came during the quarter final (21-23, 17-21) meaning they finished 5th overall, but we were impressed with both the results and how they went about their games. Keep an eye out for these two in the future.

Also in the U18 girls was Allana Benson & Mei Doan Herlihy who managed a few wins over the tournament to finish 13th overall and were constantly frustrating teams with their excellent defence. We also had Gabby Reynolds & Charlotte van Gerwen who unfortunately didn't get a win on the board. They were also denied the last couple of opportunities in the cross over matches as they were withdrawn from the tournament under the concussion policy.

We took away three U16 boys teams, with the top result going to Jay Tregeagle & Markus Zarak who went down in the round of 12 to the eventual winners from NSW. Off to a bit of a slow start, but not far behind were Zed Wilson & Ethan Rayner. These two seemed to enjoy giving the coaches a heart attack with 6 of their 9 games going to three sets.

They also made the round of 12, but weren't able to progress from there. Also in the U16 boys was Benji Jotzo & Arland Shaw Crocker who unfortunately didn't get across the line for a win but were close a few times. In terms of improvement over the tournament though these guys made huge strides forward and really impressed the coaches.

We also had two teams in the U16 girls with Ruby Archer & Jacinta Tattersall causing a few upsets against higher ranked teams to make the round of 12, as well as Jenna Sampson & Amanda Uren sneaking their way through to the round of 12 on percentage. Both teams went down in agonising 3 setters, but bounced back to win the first crossover and played each other in the 9/10th place playoff where Ruby & Jacinta got the win.

I want to thank Marko Zarak & Greg Ophel for all of their efforts both at the tournament and in the lead up. It was a lot of sessions in a small period of time but I appreciated all your hard work to get everyone ready for nationals. I also want to say thank you to everyone that came out and played practice games against the junior teams as preparation for the tournament. The match experience is invaluable and I do appreciate you giving up your time to play against them.

I also want to mention that Jessica Kalthofen & Sophia Wilson also trained as part of our junior squad and they travelled to Manly to take part in the U19 Junior Championships and I wish them both the best in their beach volleyball future.

Liz Burdis
Head Coach

Junior Beach Volleyball Championships





Annual Financial Report

Volleyball ACT
ABN 23 055 746 628

For the Year Ended
31 December 2020

STATEMENT OF PROFIT OR LOSS AND OTHER COMPREHENSIVE INCOME

ACT Volleyball Incorporated
for the year ended 31 December 2020

	Note	2020 \$s	2019 \$s
Revenue			
Competition and Tournament Fee Revenue		225,543	260,036
Athlete Contribution Revenue		17,900	96,036
Member Registration Revenue		37,599	50,004
Other Operating Revenue		18,519	24,410
Total Revenue		299,561	430,485
Less: Cost of Sales			
ACT Team Expenses		13,721	111,615
Competition and Tournament Expenses		123,088	162,064
AVF Levies and Insurance Expenses		26,738	35,242
Total Cost of Sales		163,547	308,921
GROSS PROFIT		136,014	121,564
Plus: Other Income			
Grant Revenue		72,757	150,685
Other Revenue		371	349
ATO Cashflow Boost		50,384	-
ATO JobKeeper Payment		39,000	-
Total Other Income		162,512	151,034
Less: Operating Expenses			
Employee Benefits Expenses			
Salaries and Allowances		182,579	168,133
Superannuation		14,996	15,455
Leave Entitlements		(5,994)	2,260
Other Employee Benefits		275	1,697
Total Employee Benefits Expenses		191,856	187,545
Administration Expenses			
Information Technology and Communications		7,725	7,670
Accounting, Audit and Legal		13,329	16,430
Office Rent		4,457	4,028
Doubtful Debts Expense		3,676	2,600
Office Expenses		6,201	6,863
Bank Fees and Other Charges		794	793
Other Administration Expenses		1,328	2,000
Total Administration Expenses		37,510	40,384
Beach Facility Expenses			
Repairs and Maintenance		2,525	11,359
Project Expenses		5,587	13,579
Utilities		2,792	2,641
Total Beach Facility Expenses		10,904	27,579
Total Operating Expenses		240,270	255,508
OPERATING PROFIT		58,256	17,090
Non-Operating Expenses			
Depreciation Expenses	2	73,554	76,669
Interest Expenses		2,361	995
Total Non-Operating Expenses		75,915	77,664
NET LOSS		(17,659)	(60,574)

The above statement should be read in conjunction with the accompanying notes. There may be minor rounding differences above.

STATEMENT OF FINANCIAL POSITION

ACT Volleyball Incorporated
as at 31 December 2020

	Note	2020 \$s	2019 \$s
ASSETS			
Cash on Hand and at Bank			
Cash at Bank		221,430	139,951
Cash on Hand		-	1,046
Total Cash on Hand and at Bank		221,430	140,997
Current Assets			
Accounts Receivable		16,846	20,149
Less: Provision for Doubtful Debts		(4,026)	(7,094)
Prepayments		1,519	1,493
Work in Progress – Capital Grant		63,000	63,000
Total Current Assets		77,339	77,548
Fixed Assets			
Property, Plant and Equipment at Cost	2	988,681	1,017,574
Less: Accumulated Depreciation	2	(371,538)	(326,877)
Total Fixed Assets		617,143	690,697
TOTAL ASSETS		915,912	909,242
LIABILITIES			
Current Liabilities			
Statutory Payables		14,591	12,881
Supplier Payables		5,541	14,595
Credit Card Payable		1,154	15,360
Employee Payables		3,744	4,113
Income in Advance – Grants		58,000	10,620
Employee Leave Entitlements – Current		7,363	13,357
Total Current Liabilities		90,393	70,925
Long-Term Liabilities			
Beach Facility Loan		3,006	3,030
Employee Leave Entitlements – Non Current		4,885	-
Total Long-Term Liabilities		7,891	3,030
TOTAL LIABILITIES		98,284	73,955
NET ASSETS		817,628	835,287
EQUITY			
Retained Surpluses		817,628	(127,785)
Asset Revaluation Reserve			963,072
TOTAL EQUITY		817,628	835,287

The above statement should be read in conjunction with the accompanying notes. There may be minor rounding differences above.

STATEMENT OF CHANGES IN EQUITY

ACT Volleyball Incorporated
for the year ended 31 December 2020

	Note	2020 \$s	2019 \$s
EQUITY			
Opening Equity Balance @ 1 January:			
Retained Surpluses		835,287	(67,211)
Asset Revaluation Reserve		-	963,072
Plus: Current Year Net Profit / (Loss)		(17,659)	(60,574)
Closing Equity Balance @ 31 December		817,628	835,287

The above statement should be read in conjunction with the accompanying notes. There may be minor rounding differences above.

STATEMENT OF CASH FLOWS

ACT Volleyball Incorporated
for the year ended 31 December 2020

	Note	2020 \$s	2019 \$s
Cash Flows from Operating Activities			
Receipts from Activities		419,933	599,639
Payments to Suppliers		(429,231)	(543,343)
Interest Received		371	349
Other Cash Received		89,384	-
Total Cash Flows from Operating Activities		80,457	56,645
Cash Flows from Investing Activities			
Payments for Plant and Equipment		-	(63,000)
Total Cash Flows from Investing Activities		-	(63,000)
Cash Flows from Financing Activities			
Repayment of Loans		(24)	(424)
Total Cash Flows from Financing Activities		(24)	(424)
NET CASH FLOWS		80,433	(6,779)
Cash Balances			
Cash and cash equivalents at beginning of period		140,997	147,776
Cash and cash equivalents at end of period		221,430	140,997
Net change in cash for period		80,433	(6,779)

The above statement should be read in conjunction with the accompanying notes. There may be minor rounding differences above.

NOTES TO THE FINANCIAL STATEMENTS

1. Statement of Significant Policies

This financial report has been prepared on the basis that the association is not a reporting entity because there are no users dependent on general purpose financial reports. This financial report is therefore a special purpose financial report that has been prepared in order to satisfy the financial reporting requirements of the Association Incorporation Act (ACT) 1991 of the ACT and to meet the needs of the Committee and members.

This financial report has been prepared in accordance with the significant accounting policies disclosed below, which the Committee has determined are appropriate to meet the needs of Volleyball ACT and members. Such accounting policies are consistent with the previous period unless otherwise stated.

This financial report has been prepared on an accruals basis and is based on historical costs unless otherwise stated in the notes and does not take into account changing money values or, except where specifically stated, current valuations of non-current assets. The accounting policies that have been adopted in the preparation of this report are as follows:

1.1. Fixed Assets – Property, Plant and Equipment

Property, plant and equipment assets are carried at cost (being the initial purchase or development price of the asset) less, where applicable, any subsequent and accumulated depreciation.

Depreciation is calculated on a straight line or diminishing value basis over the estimated useful life of property, plant and equipment. The depreciation method and useful life of assets is reviewed regularly to ensure they are still appropriate.

Increases in the carrying amount arising from revaluation of property, plant and equipment are credited to a revaluation reserve in equity. Decreases that offset previous increases of the same asset are charged against fair value reserves directly in equity. All other decreases are charged to the profit and loss.

1.2. Employee Benefits

Provision is made for the association's liability for employee benefits arising from services rendered by employees to balance date. Employee benefits have been measured at the amounts expected to be paid when the liability is settled.

1.3. Cash on Hand and at Bank

Cash and cash equivalents includes cash on hand, demand deposits held at call with banks, other short-term highly liquid investments with original maturities of three months or less and bank overdrafts.

1.4. Trade and Other Receivables

Trade receivables and other receivables are recognised at the nominal transaction value, without taking into account the time value of money, less any provision for impairment. Trade receivables are based on normal credit terms and do not bear interest.

1.5. Supplier and Other Payables

Trade creditors and other payables are recognised at the nominal transaction value without taking into account the time value of money. Accounts payable are obligations on the basis of normal credit terms and do not bear interest.

1.6. Revenue and Other Income

Revenue is measured at the value of the consideration received or receivable after taking into account any trade discounts and volume rebates allowed. For this purpose, deferred consideration is not discounted to present values when recognising revenue.

Grant revenue is recognised when the entity obtains control over the funds, which is generally at the time of receipt. If conditions are attached to the grant that must be satisfied before the association is eligible to receive the contribution, recognition of the grant as revenue will be deferred until those conditions are satisfied.

Sales revenue is recognised at the point of sale. Amounts disclosed are net of returns and discounts. Other revenue and income is recognised when it is received or when the right to receive payment is established.

All income is stated net of the amount of goods and services tax (GST).

1.7. Goods and Services Tax (GST)

Revenues, expenses and assets are recognised net of the amount of GST, except where the amount of GST incurred is not recoverable from the Australian Tax Office. In these circumstances the GST is recognised as part of the cost of acquisition of the asset or as part of the expense.

Receivables and payables are stated inclusive of the amount of GST receivable or payable. The net amount of GST recoverable from, or payable to, the ATO is included with other receivables or payables in the balance sheet.

1.8. Income Tax

The Association is exempt for income tax under Division 50 of the Income Tax Assessment Act 1997.

2. Fixed Assets

2020	Beach Facility & Equipment	Indoor Equipment	Legacy Assets	Office Furniture & Equipment	Total
Opening Gross Value at Cost	980,168	3,000	28,893	5,513	988,681
Plus: Purchases	0	0	0	0	0
Plus: Revaluations	0	0	0	0	0
Less: Disposals	0	0	28,893	0	0
Closing Gross Value	980,168	3,000	0	5,513	988,681
Opening Accumulated Depreciation	291,861	2,092	28,893	4,031	297,984
Plus: Current Year Depreciation Expense	72,060	601	0	893	73,554
Less: Disposals	0	0	28,893	0	0
Closing Accumulated Depreciation	363,921	2,693	0	4,924	371,538
Closing Net Book Value	616,247	307	0	589	617,143

There may be minor rounding differences above.

2019	Beach Facility & Equipment	Indoor Equipment	Legacy Assets	Office Furniture & Equipment	Total
Opening Gross Value at Cost	980,168	3,000	28,893	5,513	1,017,574
Plus: Purchases	0	0	0	0	0
Plus: Revaluations	0	0	0	0	0
Less: Disposals	0	0	0	0	0
Closing Gross Value	980,168	3,000	28,893	5,513	1,017,574
Opening Accumulated Depreciation	219,802	1,492	26,385	2,530	250,208
Plus: Current Year Depreciation Expense	72,060	600	2,508	1,501	76,669
Less: Disposals	0	0	0	0	0
Closing Accumulated Depreciation	291,861	2,092	28,893	4,031	326,877
Closing Net Book Value	688,307	908	0	1,482	690,697

There may be minor rounding differences above.

STATEMENT BY MEMBERS OF THE COMMITTEE

ACT Volleyball Incorporated
for the year ended 31 December 2020

The Committee has determined that the association is not a reporting entity and that this special purpose financial report should be prepared in accordance with the accounting policies outlined in Note 1 to the financial statements.

In the opinion of the Committee this financial report:

1. Presents a true and fair view of the financial position of ACT Volleyball Incorporated as at 31 December 2020 and its performance for the 12 months ended on that date in accordance with the accounting policies described in Note 1 to the financial statements; and
2. At the date of this statement, there are reasonable grounds to believe that ACT Volleyball Incorporated will be able to pay its debts as and when they become due and payable.

This statement is made in accordance with a resolution of the Committee and is signed for and on behalf of the Committee by:

Name of President:


Dan Williams

Name of Director:


Russ Borgeaud

Dated:

20/5/21

Our Sponsors

Special thanks to our sponsors for their ongoing support.





VOLLEYBALL ACT

Lyneham Hockey Centre
Riggall Place Lyneham ACT 2602

PO Box 1186 Dickson ACT 2602

(02) 6100 6418
ceo@volleyballact.com.au
www.volleyballact.com.au